

# NYC DOE Accounts

What they are and how to sign up



MySchools

MyStudent

NYC Student Account

# OSIS Number

The OSIS number is your child's Student ID number. For students already enrolled in PS 158 you can find this number on your child's progress report or you can reach out to the Parent Coordinator, Mary Semack, at [mary.semack@ps158.net](mailto:mary.semack@ps158.net).

If you have recently registered for PS 158, your child might not have an ID number yet, as student information is being entered into the DOE system. Our new families will receive their student ID numbers shortly.

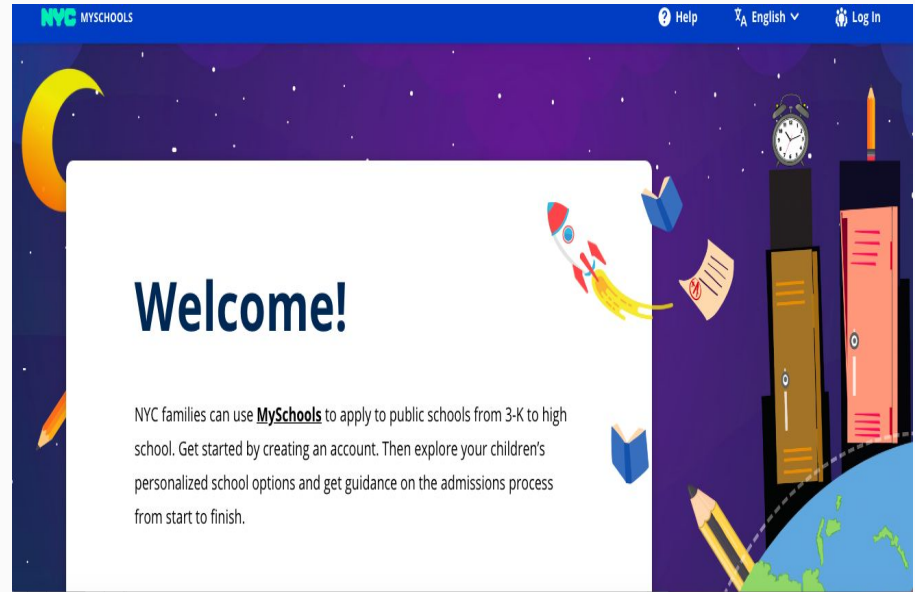
# MySchools.nyc

NYC families can use **MySchools** to apply to public schools from 3-K to high school.

# MySchools.nyc

This is what the home screen looks like. Parents/caregivers use this site to apply to Pre-k, Kindergarten, Gifted and Talented Schools, Middle Schools and High Schools.

Fifth grade families who are applying to middle school will be contacted by the Office of Enrollment with the information needed to create your account.

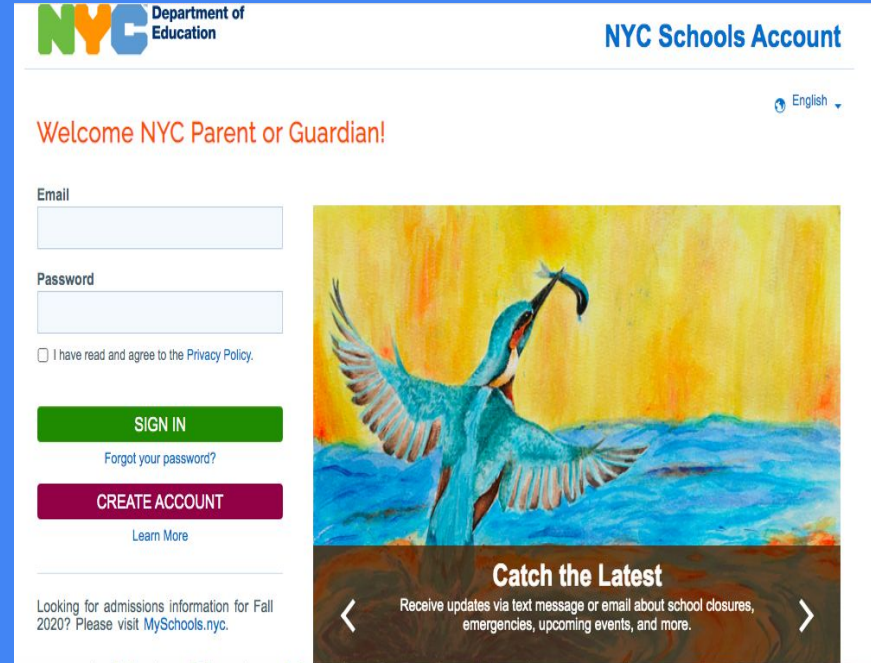


# MyStudent.nyc

You will use the MyStudent Account to access information about your child, including attendance, grades, and test scores.

Each family has ONE MyStudent account that will include all siblings and authorized users.

To set up a MyStudent account, please reach out to the Parent Coordinator, Mary Semack, [mary.semack@ps158.net](mailto:mary.semack@ps158.net), who will provide you with the Account Creation Code and further instructions to complete your account.



The screenshot shows the NYC Schools Account login page. At the top left is the NYC Department of Education logo. At the top right is the text "NYC Schools Account" and a language dropdown menu set to "English". Below the header is a red heading "Welcome NYC Parent or Guardian!". The login form includes an "Email" field, a "Password" field, and a checkbox for "I have read and agree to the Privacy Policy.". There are two main buttons: a green "SIGN IN" button with a "Forgot your password?" link below it, and a purple "CREATE ACCOUNT" button with a "Learn More" link below it. On the right side of the form is a large image of a blue bird with its wings spread, perched on a branch. Below the image is a dark banner with the text "Catch the Latest" and "Receive updates via text message or email about school closures, emergencies, upcoming events, and more." with left and right arrow icons.

NYC Department of Education

NYC Schools Account

English

Welcome NYC Parent or Guardian!

Email

Password

I have read and agree to the Privacy Policy.

SIGN IN

Forgot your password?

CREATE ACCOUNT

Learn More

Catch the Latest

Receive updates via text message or email about school closures, emergencies, upcoming events, and more.

Looking for admissions information for Fall 2020? Please visit [MySchools.nyc](https://www.myschools.nyc).

If you have more than one child, please set up the account for one child and once completed, let the Parent Coordinator know and she will add your other child(ren) to the account.

There is one account per family. Parents who do not reside in the same household must share an account. Please make sure all users have the user ID, which is an email address and the password.



If you have previously set up a MyStudent Account and do not recall the email address and/or password, please contact the Parent Coordinator and she will reset your account information.

# NYC Student Account

The DOE has created student accounts for every single New York City public school student, including 3K and Pre-K students.

This is the account your child will use to access their Google Classroom.

# NYCSA

To set up your student account go to


<https://www.schools.nyc.gov/learning/learn-at-home/technical-tools-and-support/does-student-accounts>

You will find step by step instructions to set up your child's account and password.

To set up the account you will need your child's OSIS number and date of birth.

## Your Student Account ID and Password

To retrieve your account ID and password:

1. Go to [Student Account Self Service](#) 
2. Enter your **9-digit Student ID (OSIS) number**. (You can find your Student ID number on a report card, your student ID card, or in your [NYCSA](#) account.)
3. Enter your **birthday**.
4. Click **Continue**.
5. If the information you enter matches your student record, your username will be displayed.
6. Your student ID is your username followed by @nycstudents.net. For example, if your username is JaneD, your student account ID is JaneD@nycstudents.net.
7. If you haven't already set up a password, you will be asked to set one up.
8. **Pick a password** that only you will know.
9. Re-enter your **password**.
10. Click **Update Password**.

Your child will use their  
NYCSA to login to their Google  
classroom.

# Thank You

If you have any questions,  
please reach out to the  
Parent Coordinator, Mary  
Semack at

[mary.semack@ps158.net](mailto:mary.semack@ps158.net)

